

North Campus Parking Areas

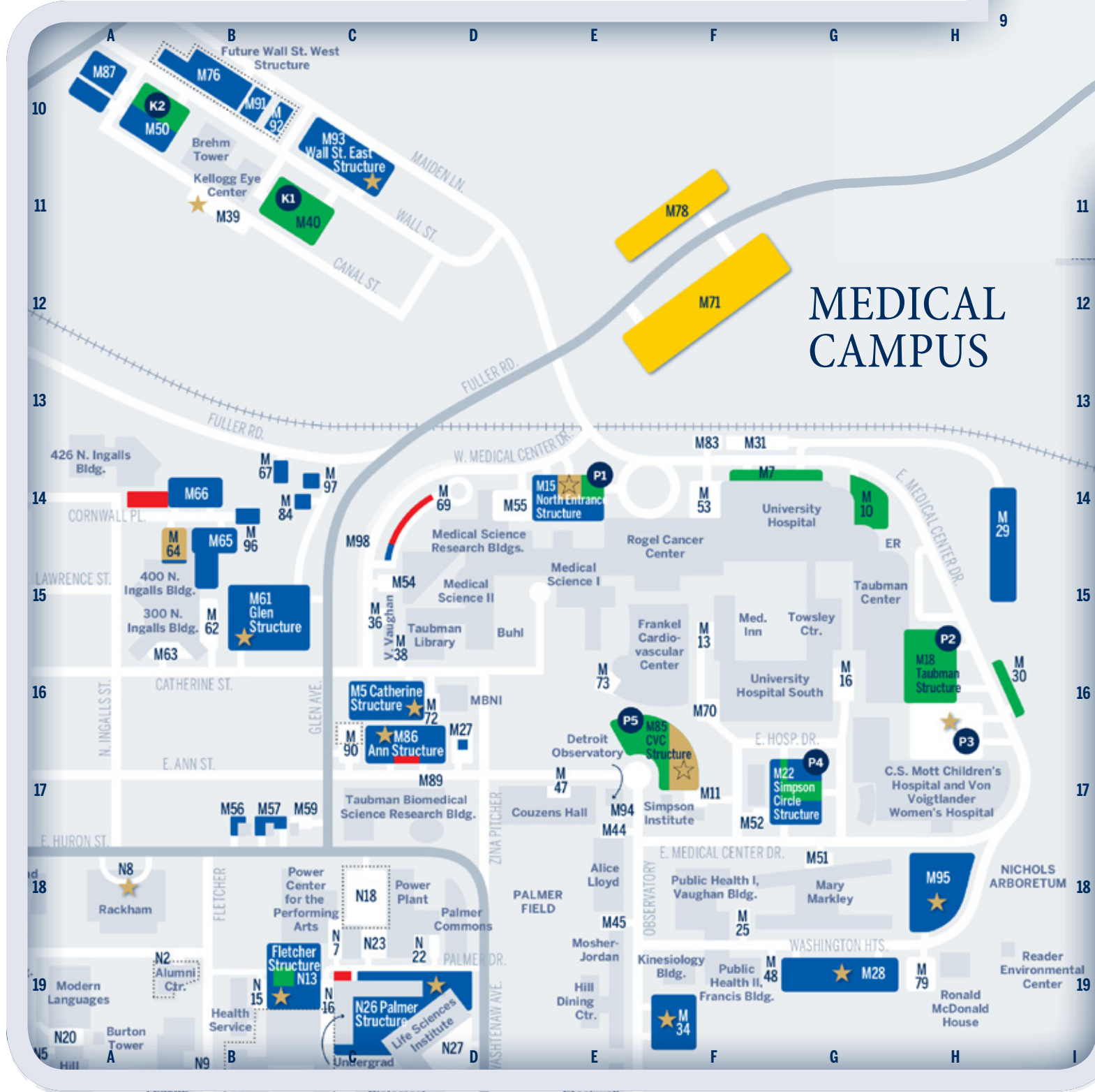
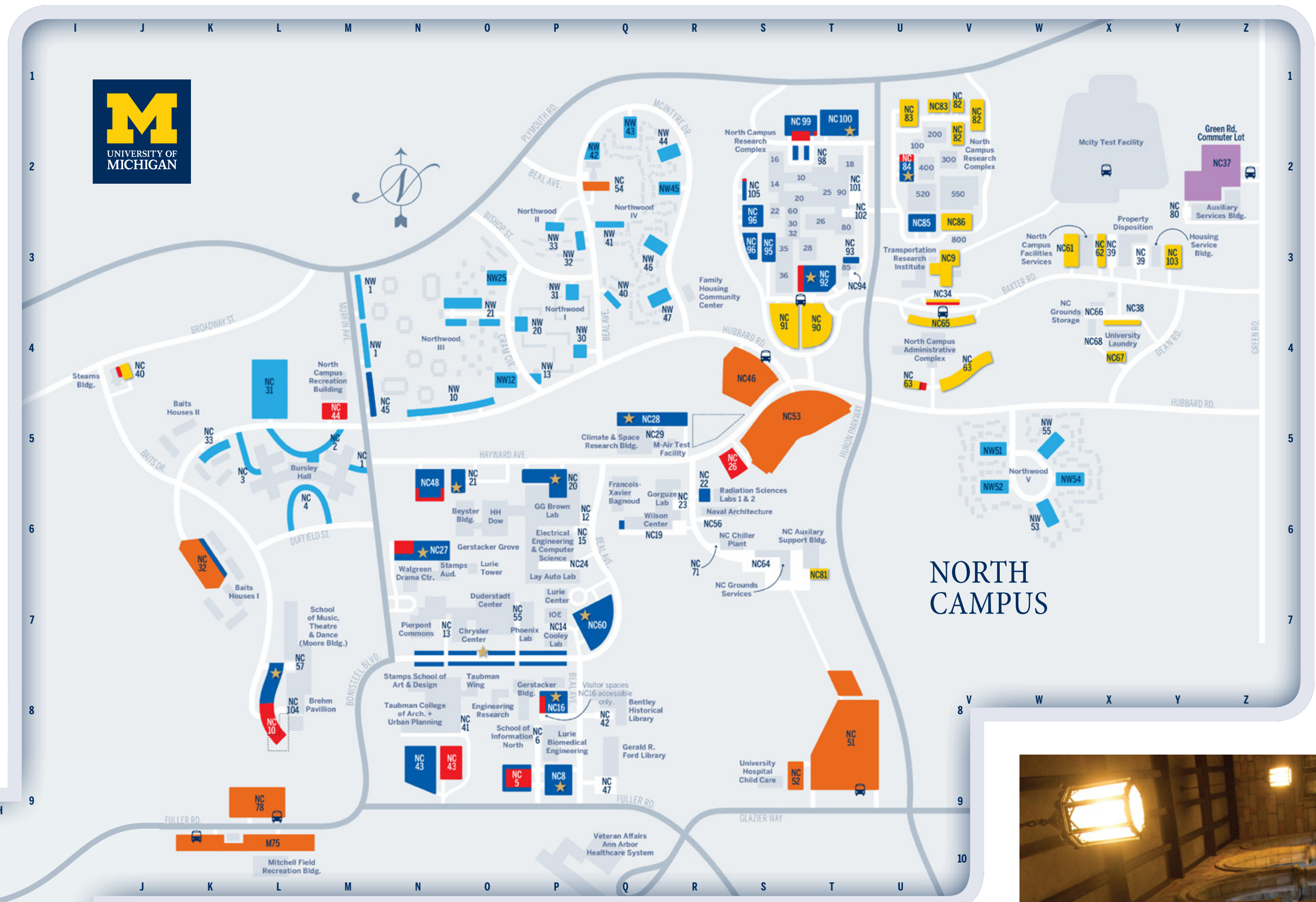
Lot #	Cross Ref.	Clearance
NC5	P9	
NC8	P9	
NC9	V3	
NC10	L8	
NC16	P8	
NC19	R6	
NC20	P5	
NC21	O5	
NC22	R5	
NC24	P6	
NC26	S5	
NC27	N6	
NC28	R5	
NC32	K6	
NC34	V3	
NC37	Z2	
NC38	Y4	
NC40	J4	
NC41	O8	
NC43	N9	
NC44	M5	
NC45	N5	
NC46	S4	
NC48	N6	
NC51	T8	
NC52	T9	

Lot #	Cross Ref.	Clearance
NC53	S5	
NC54	Q2	
NC60	Q7	
NC61	X3	
NC62	X3	
NC63	V4	
NC65	V4	
NC67	X4	
NC78	L9	
NC81	T6	
NC82	V1	
NC83	U1	
NC84	U2	
NC85	U3	
NC86	V3	
NC90	T4	
NC91	S4	
NC92	T3	
NC93	T3	
NC95	S3	
NC96	S3	
NC98	T2	
NC99	T2	
NC100	T2	7 ft.
NC102	T2	
NC103	Y3	
NC105	S2	

Bonisteel Blvd		N-Q7
Orange Parking		
Yellow Parking		
Blue Parking		
Gold Parking		
Patient Parking		
Visitor Parking		
Park & Ride		
Housing Lot-Permit Required		

Legend

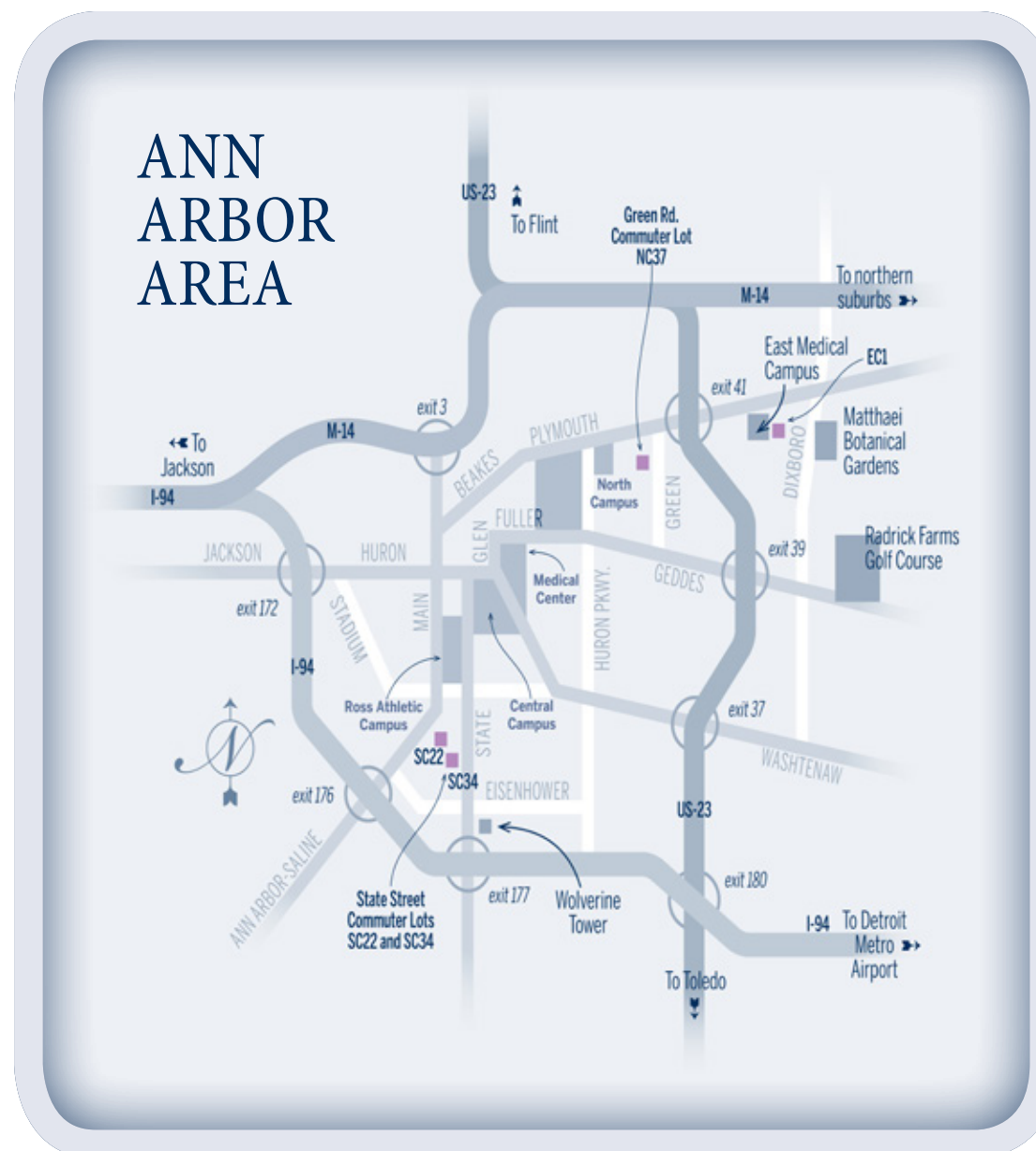
	Accessible Parking
	Motorcycle/Moped Parking
	Moped Only Parking
	Electric Vehicle Charging Station
	Gate-controlled Parking
	Gold Parking
	U-M Bus Service
	P1, P2, P3, P4, & P5 Michigan Medicine Patient/Visitor Parking



Medical Campus Parking Areas

Lot #	Cross Ref.	Clearance
M5	C16	6 ft, 8 in
M15/P1	E14	7 ft
M16	G16	
M18/P2 & P3	G16	7 ft
M22/P4	G17	7 ft
M27	D16	
M28	H19	
M29	H14	
M30	I16	
M34	F19	
M40	C11	
M50	B10	
M52	F17	
M56	B17	
M57	C17	
M61	B15	7 ft
M63	B15	
M64	B14	
M65	B14	
M66	B14	
M67	C14	
M69	D14	
M71	F12	
M75	L9	
M76	B10	
M78	F11	
M84	C14	
M85/P5	E16	8 ft, 2 in
M86	D16	8 ft, 2 in
M87	A10	
M90	C16	
M91	B10	
M93	C10	8 ft
M95	H18	
M96	B14	
M97	C14	
M98	C14	

ANN ARBOR AREA



Guide to Parking

Courtesy of
Logistics, Transportation & Parking
Updated July 2019
ltp.umich.edu

